

3
Grade



APCEIU

(GCED)
**Global
Citizenship
Education**
Lesson Exemplar
ENGLISH

Copyright © 2021 Asia-Pacific Centre of Education for International Understanding,
Philippine Normal University, and Department of Education-Philippines

All rights reserved. No part of this book may be reproduced or used in any manner without
written permission of the copyright owner except for the use of quotations in a book review.

Published by

Asia-Pacific Centre of Education for International Understanding
and
Philippine Normal University
Manila, Philippines

Learning Area: English
Grade Level: 3

Title: Expressing Care for the Environment Using Simple and Compound Sentences
Project: Global Citizenship Education Curriculum Development &
Integration in the Philippines

Editorial Board

Writer: Abdulkader M. Alsoufi

Layout Artist: John Ray D. Barcena

Language Editor: Marla C. Papango

Content Editors: Rhodora R. Jugo and Adelyne C. Abrea

Developmental Editor: Adelyne C. Abrea

Associate Editors: Serafin A. Arviola Jr., Carl O. Dellomos, Zyalie L. Bedural,
Rowena R. Hibanada, and Gerry C. Areta

Managing Editors: Carl O. Dellomos and II Timothy D. Salegumba

Chief Editor: Carl O. Dellomos

Reviewers

Ronalyn P. Espi, Maria Jemmelyn V. Ablaza, Ronel C. Abella, Lyzyl L. Banuag, Leilane Mae M.
Moca, Richard C. Agustin, Reynante M. Sofera, John Bren M. Dolor, Joseph Joy G. Havana,
Francis Albert B. Mendoza, and Jovel J. Oberio

Consultants

Bert J. Tuga, Jocelyn DR Andaya, and Rita B. Ruscoe

Project Management Team

Project Director: Serafin A. Arviola Jr.

Deputy Project Director: Carl O. Dellomos

Core Team Members: Zyalie L. Bedural, Rowena R. Hibanada, and Gerry C. Areta

Faculty Assistant: Iona Ofelia B. Zanoria

Technical Assistants: II Timothy D. Salegumba and Jean Pauline E. Maur

ISBN: 979-11-87819-82-0

APCEIU Publication Number: BE-RND-2021-063

Learning Area: English

Grade Level: 3

Quarter: 1st

GCED Domain/s: Cognitive, Socio-Emotional, and Behavioral

GCED Indicator/s:

D1.1.c Illustrate connections between multiple perspectives and worldviews.

D2.1.e Commit to assume responsibility, mutual assistance, cooperation, and collaboration in various contexts in the world.

D3.1 Ethically responsible and engaged actors for transformation

GCED Topic/s:

T3.1 Environment and Natural Resources

Enhanced Content Standard/s:

Demonstrate understanding of sentences and paragraphs in expressing ideas on saving the environment, protecting the natural resources, promoting peace at school, and other socially relevant topics.

Enhanced Performance Standard/s:

Compose three-to-five sentence paragraph

Time Allotment:

60 minutes



TABLE OF CONTENTS

Lesson Title	2
Lesson Introduction	3
Lesson Objectives (What I Need to Know/ Alamin)	3
Pretest (What I Know / Subukin)	4-6
Lesson Proper	7
Review (What's In / Balikan)	7
Activity (What's New/ Tuklasin)	8-12
Discussion (What is It / Talakayin)	13-14
Generalization (What I Have Learned/ Isaisip)	15
Reflection (Why is it meaningful and relevant /Isapuso)	16
Application (What I Can Do / Isagawa)	17-19
Assessment / Tayahin	20
Answer Key / Susi sa Pagwawasto	21-23
References / Sanggunian	24

EXPRESSING CARE FOR THE ENVIRONMENT

USING SIMPLE AND COMPOUND SENTENCES



LESSON INTRODUCTION

Teaching young people today the importance of preserving the environment will help raise their awareness in preserving it. This GCED lesson exemplar focuses on describing environmental issues using simple and compound sentences. Activities in the lesson exemplar are designed to encourage environmental awareness and preservation, highlighting the commitment to Earth protection and care. At the end of this lesson, students will be given a chance to make a commitment to the environment using simple and compound sentences.

LESSON OBJECTIVE

(WHAT I NEED TO KNOW / ALAMIN)

At the end of this lesson, the students will be able to:

- a. state environmental issues in the community;
- b. value the importance of protecting the environment, and
- c. make a pledge of commitment using simple and compound sentences

PRETEST

(WHAT I NEED TO KNOW / SUBUKIN)

Activity 1: “Simple VS. Compound”


Write S for simple sentences and C for compound sentences.

1. I love to see the sunset.
2. They left early, so they arrived first.
3. Danny practices the guitar every day.
4. They did not brush their teeth, nor did they comb their hair.
5. This building has several elevators and rooms.
6. We took the city bus, but it was crowded.
7. Some grocery stores are open on Sundays.
8. I did not eat any cookies, yet there are none left.
9. The ferry does not operate at night.
10. He finished his book, and he has nothing left to read.

Activity 2: “4 pics 1 word”

Look closely at the following pictures. Identify each by completing the missing letters.





<https://www.slideshare.net/JecelleMarlon/4-pics-1-word-environment>



1. N T R

PRETEST





(WHAT I NEED TO KNOW / SUBUKIN)

2. C I A E

3s	
	


3. T E S

4. D Y

PRETEST

(WHAT I NEED TO KNOW / SUBUKIN)



5. A R

What topic do the words show?


E		V		R		N		E		T
---	--	---	--	---	--	---	--	---	--	---

LESSON PROPER

REVIEW (WHAT'S IN/BALIKAN)

Activity 3: "Let's Save the Environment"

Look at the pictures carefully. Write the number of the sentence that tells about the picture inside the green circle.



1. Turn off the light when you are not using it.
2. Use filters in factories.
3. Do not use coal for heating your houses.
4. Use environment friendly deodorants.
5. Do not use your private car so often.
6. Do not pour factory waste into water.
7. Do not use animals in experiments.
8. Love all the animals.
9. Use environment friendly detergents.
10. Do not waste paper.

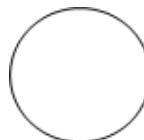
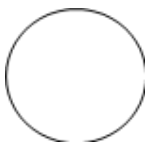
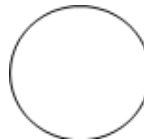
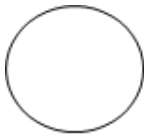
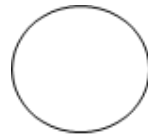
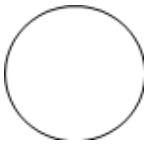


LESSON PROPER

ACTIVITY (WHAT'S NEW/TUKLASIN)

Activity 4: My Environment, My Responsibility

Describe your community/environment in one word. What are the things you do to help save our environment? Put a checkmark (✓) inside the circle if you think the picture shows a way to help our environment and X mark if it does not.



LESSON PROPER

ACTIVITY (WHAT'S NEW/TUKLASIN)

Activity 5: Unlocking Difficulties

Read the following sentences. Identify the meaning of the unfamiliar words. Encircle the letter of the correct answer.

- I usually wake up early to pray Faj'r.
a. Midnight prayer
b. Early Morning Prayer
c. Afternoon prayer
d. Noontime prayer
- My mother went to Super to buy fish and vegetables.
a. old market in Cotabato City
b. playground in Cotabato City
c. church in Cotabato City
d. hospital in Cotabato City
- One of my favorite snacks is Ubi Kapok because it is rich in fiber.
a. smashed potato
b. banana Q
c. native cassava
d. squash seed
- My grandmother cook Saging a Binayo for breakfast.
a. smashed banana
b. smashed potato
c. smashed cassava
d. smashed carrots
- The farmer use sayap to protect them from the sun.
a. native muslim dress
b. native cloth
c. native handwoven head cover
d. native gloves
- Subhanallah! That is a very big job to clean the whole environment.
a. Allah/God is great!
b. Praise be to Allah/God
c. Allah/God is the most merciful
d. Allah/God is the most gracious.
- I love my Bapa. He is the brother of my mother.
a. Father/Ama
b. Mother/Ina
c. Aunt/Tita
d. Uncle/Tito

LESSON PROPER

ACTIVITY (WHAT'S NEW/TUKLASIN)

Activity 6: Time to Listen!

Listen as your teacher or your parents read to you the story, --“Fatima finds the Environment.” An adopted story from “Sharon finds the Environment” written by Tom Hawkins.



<https://www.dreamstime.com/illustration-girl-muslim-student-holding-bag-books-girl-muslim-student-holding-bag-books-image131134649>

One morning, Fatima woke up early to pray Faj'r. She wanted to find the environment because her teacher, Bai, told her that people need to keep the environment clean. However, to keep it clean, Fatima had to find it first. Since it was Saturday, she had plenty of time to look.

When she got out of bed, she decided to look under her bed. It was dusty under there. But where was the environment?

Fatima went to the window and opened it. She looked out at the trees in her neighbor's yard. Fatima smelled something in the air, like smoke. Maybe it was from the old factory in Super. It didn't smell good. Fatima went into the hall.

Ugh-the smell of her Ama's cigarettes. But if she was going to find the environment, she'd better hurry up.

Fatima washed her hands, face, and combed her hair. She brushed her teeth and watched the water rush from the faucet and spin down the drain.

Where did it all come from?

Where did it go? She went to the kitchen. Her Ina was washing Ubi Kapok.

Weren't they clean enough to eat?

After breakfast, she went outside to look. She had not walked far when she met her Bapa (uncle) Tayan , the fisherman.

He asked Fatima what she was doing. "I'm looking for the environment".

Have you seen it out here?" Tayan looked smiling.

LESSON PROPER

ACTIVITY (WHAT'S NEW/TUKLASIN)

"I haven't looked. But I guess if you haven't found it inside your house, maybe you'll find it out here."

"Ha! Ha! Ha!" He laughed at Fatima, but she couldn't think why.

Fatima asked, "Where do you usually look for the environment, Bapa Tayan?"

Tayan said, "Oh, I don't."

Fatima said, "Well then, how do you ever find it? And if you don't find it, how do you keep it clean?"

Tayan said, "I don't look because I don't need to. The environment seems to be everywhere we go." Fatima looked to the right and the left. She looked up. She looked down. She looked right at her feet. "Where?" she said. "Where is it now?"

Tayan said, "You're working too hard. You've got to sit down." Fatima sat. As if she might scare the environment away, she whispered, "Where is it, now?"

Tayan said, "Take a deep breath" Fatima said softly. "There, now tell me where the environment is." Tayan replied, "The air you just breathed is part of it."

Fatima sat up straight. "Do you mean I've been breathing the environment all my life?" Tayan smiled.

"Oh, yes. And did you drink any water? That is more of it. Did you have, maybe, Ubi Kapok and native coffee and Saging a Binayo for breakfast?" Fatima began to see. "My Ina washed the Ubi Kapok!" Fatima said. "And what about Ama's cigarettes and the dust under my bed?" Tayan said, "You've got it! The environment is everywhere you look."

Tayan caught fish in a nearby lake and put it into the basket. "This fish is part of it. I must say, they taste good. The environment can help make us strong and healthy. But sometimes it can make us sick. The environment is the air, the water, the soil, and our food. It's everything around us."

Fatima thought and thought. "I'll bet the sun isn't part of the environment!"

But Tayan said, "Oh, yes it is. A little sun gives you vitamin you need, Vitamin D. However, you can get too much sun and eventually sunburn. You can also get badly sick from too much sun. That is why we, farmers use "Sayap".

Fatima said, "Also, by washing our hands before we eat." Tayan said, "That would be good. And by using things over and recycling newspapers and paper bags--- you could help your Ina do that. And by taking really yucky things like oil and old cans of cleaner and paint to a special collection place. That's so they won't make the environment dirty, leak into the water, and make us sick, cats and people both."

Standing up and turning around. Fatima said, "So, the environment is everywhere. In the sky and in the ground. In the water and under the bed". "And we can all help the remembering that," Tayan said, "and by being careful about what we throw out and where we put trash and what we pour down the drain."

LESSON PROPER

ACTIVITY (WHAT'S NEW/TUKLASIN)

Fatima said, "Subhanallah! that's an awfully big job to clean the whole environment." "That's why it takes nearly everyone, everywhere, all the time," Tayan said. "I'd better get busy then," Fatima said. Tayan made a chattering sound to say goodbye and walked away.

Fatima walked along, feeling the breeze on her face. The environment was huge. It was the whole sky, the oceans, the mountains, and all of the towns- all around the world. Keeping it clean seemed like such an interesting job.

Activity 7: Comprehension Check

Read the questions below and give your best to answer each item.

1. Who are the characters in the story?
2. Why was Fatima looking for the environment?
3. Where did Fatima find the environment?
4. According to Tayan, the fisherman, how can we protect our environment?
5. Why is it important to protect the environment?

LESSON PROPER

DISCUSSION (WHAT IS IT/TALAKAYIN)

Read the sentences taken from the story. The words written in bold form the subject of the sentence. The underlined words are the predicate.

SIMPLE SENTENCES
1. The environment <u>is clean.</u>
2. Fatima <u>is a student.</u>
3. The fisherman <u>caught a fish.</u>
4. The tree <u>is near the lake.</u>
5. Fatima <u>is looking for the environment.</u>

Sentences have two main parts. The first part is called the subject (in bold). The second part is called the predicate (underlined words).

The subject is the person, place, thing, or idea performing the action in the sentence.

The predicate is the part of the sentence that tells us something about the subject.

Remember:

- A simple sentence has one independent clause.
- An independent clause has a complete thought. It can stand alone as a sentence.
- A simple sentence has a subject and a predicate.

Let us now study the next set of sentences.

COMPOUND SENTENCES
1. The environment <u>is clean</u> and <u>I love to feel it.</u>
2. Fatima <u>is a student</u> and <u>she is in Grade 3.</u>
3. The fisherman <u>caught a fish</u> and <u>he put it in the basket.</u>
4. The tree <u>is near the lake</u> and <u>it helps in reducing pollution.</u>
5. Fatima <u>is looking for the environment,</u> so she <u>went outside.</u>

LESSON PROPER

DISCUSSION (WHAT IS IT/TALAKAYIN)

In the first example, the subject of the first sentence is The environment, and the predicate is, is clean. Then the conjunction and joins it to the next sentence which has the subject I and the predicate love to feel it.

Remember:

- A Compound Sentence has two independent clauses joined by a conjunction.
- The conjunctions used to join the two independent clauses in a compound sentence are for, and, nor, but, or, yet, and so. To remember all conjunctions, think of FANBOYS – the beginning letters of the conjunctions.

Activity 8: Simple or Compound

Write S if the sentence is Simple and C if Compound.

1. Barangay Maligaya is a clean barangay.
2. The people work together, so they keep the barangay clean.
3. The surroundings are clean, and the air is fresh.
4. Every Saturday, the people go to the plaza to clean the ground.
5. The fathers plant trees, and the mothers water them.
6. Barangay Maligaya won the cleanest barangay Award.

LESSON PROPER

GENERALIZATION (WHAT I HAVE LEARNED/ISAISIP)

Activity 9: Let us Do it!

Study the picture below. Write one simple sentence and one compound sentence to describe the picture.



LESSON PROPER

REFLECTION (WHY IS IT MEANINGFUL AND RELEVANT/ISAPUSO)

Activity 10: Pledge of Commitment

Now that you already know the need to protect our environment. You have also seen ways to protect Mother Earth. Write your pledge of commitment and

- A. For students using online modality: Post your pledge of commitment to the official page of your class. Use the hashtags #iCareforever #iLoveYouMotherEarth
- B. For student using Modular modality: Write your pledge of commitment in your reflection/ activity notebook.

PLEDGE OF COMMITMENT

LESSON PROPER






APPLICATION (WHAT I CAN DO/ISAGAWA)

Activity 11: Sana All! Save our Environment

You will be grouped with three members for each group. Choose one of the three activities and work together as a group.

A. Poster:

Draw a poster in a short size bond paper (8.5x 11). The following criteria will guide you:






Emoji	Equivalent Score	Description
	5	The poster is Excellent. It has five pictures showing ways on how to protect our environment.
	4	The poster is Very Good. It has four pictures showing ways on how to protect our environment.
	3	The poster is Good. It has three pictures showing ways on how to protect our environment.
	2	The poster is Fair. It has two pictures showing ways on how to protect our environment.
	1	The poster is not so Good. It has one picture showing way on how to protect our environment.

LESSON PROPER

APPLICATION (WHAT I CAN DO/ISAGAWA)

B. Slogan:

Create a slogan on how to protect our environment in a short size bond paper (8.5x 11). Use simple and compound sentences. The following criteria will guide you.






Emoji	Equivalent Score	Description
	5	The slogan is excellent. It shows action to protect our environment.
	4	The slogan is very good. It shows action to protect our environment.
	3	The slogan is good. It shows action to protect our environment.
	2	The slogan is fair. It shows action to protect our environment.
	1	The slogan is not so good. It does not show action to protect our environment.

LESSON PROPER

APPLICATION (WHAT I CAN DO/ISAGAWA)

C. Letter to the Barangay Chairman:

Write a short letter addressed to your Barangay Chairperson on how you can help maintain the cleanliness in your barangay. Write your letter in a short size bond paper (8.5x 11).

Emoji	Equivalent Score	Description
	5	The letter is excellent. It shows five simple ways of protecting the environment of the barangay.
	4	The letter is very good. It shows four simple ways of protecting the environment of the barangay.
	3	The letter is good. It shows three simple ways of protecting the environment of the barangay.
	2	The letter is fair. It shows two simple ways of protecting the environment of the barangay.
	1	The letter is not so good. It does not show simple ways to protect the environment of the barangay.

ASSESSMENT

TAYAHIN

Activity 12: Simple and Compound Sentence


Write one simple sentence and one compound sentence about each picture.



https://www.123rf.com/photo_68832412_stock-vector-rubbish-in-river-and-on-the-ground-illustration.html

Simple Sentence:

Compound Sentence:



<https://www.dreamstime.com/illustration/eat-wash.html>

Simple Sentence:

Compound Sentence:

ANSWER KEY

SUSI SA PAGWAWASTO


Activity 1:

1. S
2. C
3. S
4. C
5. S
6. C
7. S
8. C
9. S
10. C

Activity 2

1. NATURE
2. CLIMATE
3. TREES
4. DRY
5. AIR

TOPIC: ENVIRONMENT



ANSWER KEY

SUSI SA PAGWAWASTO

Activity 4.

Describe your community/environment in one word. What are the things you do to help save our environment? Put a checkmark (✓) inside the circle if you think the picture shows ways to help protect our environment and X mark (x) if not.



ANSWER KEY

SUSI SA PAGWAWASTO

Activity 5:

1. B.
2. A.
3. C.
4. A.
5. C.
6. B.
7. D.

Activity 7:

1. Who are the main characters in the story?
·Fatima and her Uncle Tayan, the Fisherman
2. Why was Fatima looking for the environment?
·Fatima was looking for the environment because her teacher, Bai, told her that people need to keep the environment clean, but to keep it clean, Fatima had to find it first.
3. Where did Fatima find the environment?
·It was in the whole sky, the oceans, the mountains, and all of the towns all around the world.
4. According to Tayan, the fisherman, how can we protect our environment?
·By being careful about what we throw out and where we put trash, and what we pour down the drain.
·by using things over and recycling newspapers and paper bags
·by taking really yucky things like oil and old cans of cleaner and paint to a special collection place
5. Why is it important to protect our environment?
·(answer may vary)

Activity 8:

1. S
2. C
3. C
4. S
5. C
6. S

REFERENCES

SANGGUNIAN

Department of Education (DepEd) English Curriculum Guide (CG) for Grade 3 Hawkins, Tom. "Sharon finds the Environment." U.S. Department of Health and Human Sciences, NIH Pub. No. 01-4922. September 2001. S

PHOTO SOURCES:

- <https://babygizmo.com/10-ways-kids-can-help-save-planet/> <https://www.slideshare.net/mosteph/4-pics-1-word> <https://www.slideshare.net/JecelleMarlon/4-pics-1-word-environment>
- https://www.slideshare.net/JecelleMarlon/4-pics-1-word-environment?from_action=save
- <https://youtu.be/4MM4sZUf0EM>
- https://www.niehs.nih.gov/health/materials/sharon_finds_the_environment_english_508.pdf
- https://www.google.com/search?q=muslim+student+fatima+student+wall+paper&xsrf=ALeKk01ibX4eU8_vrSxH0gm2dM74d45JnQ:1624608556279&source=Inms&tbm=isch&sa=X&ved=2ahUKEwiz05S_qrLxAhVYaCsKHfLyCSkQ_AUoAXoECAEQAw&biw=1366&bih=625#imgrc=qVAPDIy9w6boRM
- <https://tunza.eco-generation.org/resourcesView.jsp?boardID=events&viewID=55031&searchType=&searchName=&pageNumber=1>
- <https://www.k5learning.com/worksheets/grammar/grade-3-simple-compound-sentence-a.pdf>
- <https://www.einsteinmarketer.com/emojis-in-marketing/template-emojics-5-copie-e152874092040>
- <https://www.pinterest.ph/pin/135530270019433452/?autologin=true>



9 791187 819820

ISBN 979-11-87819-82-0

비매품/무료
13370

